




PERMANENT LADDER SYSTEM LADDERHEAD



Product Code: LADER001:.01

- 2400mm ladderhead.
- 1350mm ladder section with step through stile.
- Includes coupling channels for joining sections together.
- Swaged rungs for extra strength.
- All rungs are ergonomically designed for maximum grip at all angles.
- Heavy gauge aluminium for superior strength.
- Manufactured to AS 1657 Standards.

Assembling the SafetyLink® Permanent Ladder System is a simple exercise with SafetyLink's comprehensive installation guides. The individual ladder pieces join together with an outer coupling channel that is placed over the top of the inner channel and pop riveted into place.

A FALL RESCUE PLAN SHOULD BE DEVELOPED PRIOR TO USING SAFETYLINK EQUIPMENT



LADDER CATALOGUE



LADDER INSTALL MANUAL

Product Sheet: LADER001.01 Version 07.16

SafetyLink Pty Ltd | ABN 83 081 777 371 | PO Box 88 | Hawks Nest NSW 2324 | Australia
Phone: 1300 789545 or +61 249 641068 | Fax: 1300 738071 or +61 249 641069
safetylink@heightsafety.com.au | www.heightsafety.com



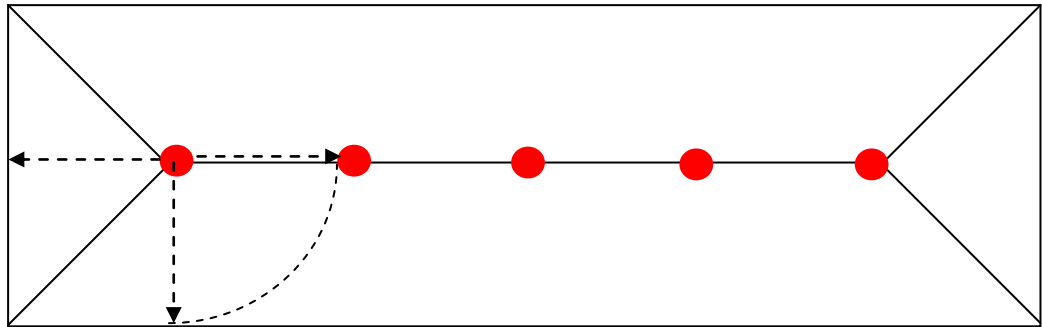
ANCHOR POINT POSITIONING LAYOUT GUIDE

This is a guide only

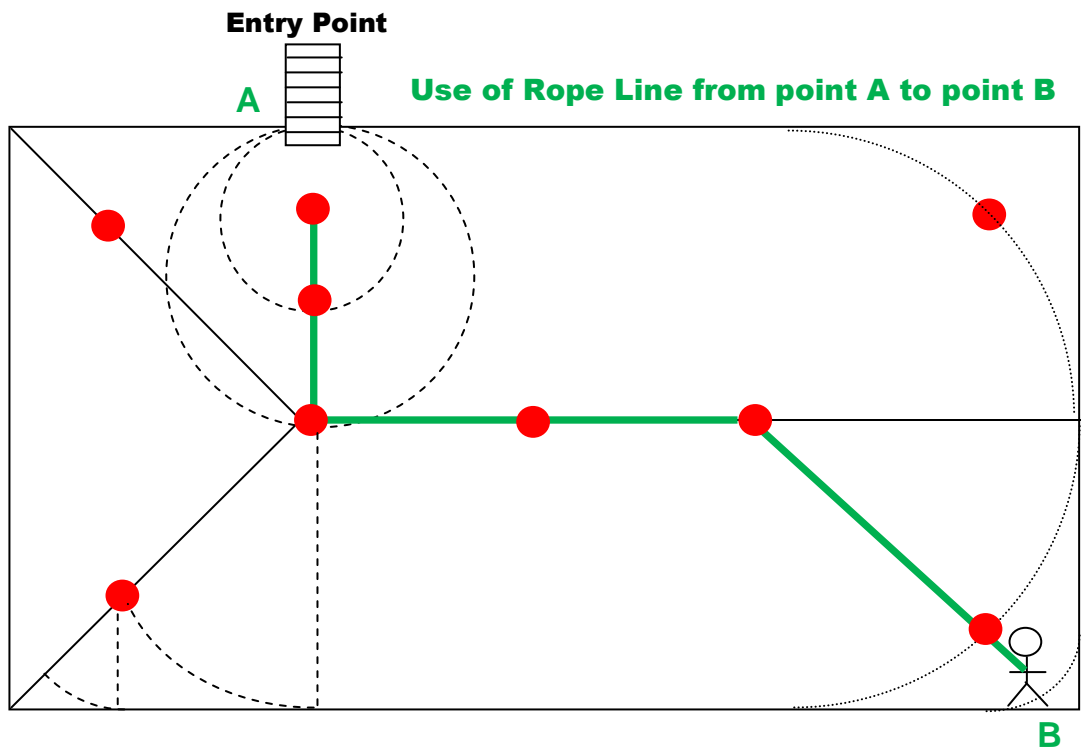
POSITIONING LAYOUT INSTALLATION HANDBOOK - DIAGRAM 2

All working at heights safety procedures must be complied with when installing SafetyLink anchor points. For more information refer to your state or territories current legislation, regulations, policies and codes of practices.

**SPACING MUST BE NO GREATER THAN THE RAFTER LENGTH
PLEASE CONTACT YOUR DISTRIBUTOR IF YOU ARE UNSURE**



ACCESS, LAYOUT & USE OF A SAFETYLINK ANCHOR SYSTEM
SafetyLink anchor points are positioned by calculating the pendulum effect, this limits the likelihood of a fall past the edge of the roof space. The pendulum effect still applies to a flat roof.



SAFETYLINK HEIGHT SAFETY SYSTEMS must only be installed as per our installation guides, to structures as specified in the installation manual for each product. Should any doubt exist in regards to the structures integrity an engineer should be consulted.

Product Sheet: LADER001.01 Version 07.16

SafetyLink Pty Ltd | ABN 83 081 777 371 | PO Box 88 | Hawks Nest NSW 2324 | Australia
Phone: 1300 789545 or +61 249 641068 | Fax: 1300 738071 or +61 249 641069
safetylink@heightsafety.com.au | www.heightsafety.com



COPYRIGHT TERMS AND CONDITIONS

Copyright in the material contained on this disc/email belongs to SafetyLink Pty Ltd. You are authorised to reproduce this material subject to the following conditions:

1. No changes to the material may be made without SafetyLink Pty Ltd's prior written consent, which consent may be withheld, granted, or granted subject to conditions in SafetyLink Pty Ltd's discretion. Change includes any alteration, addition or deletion to the material or a part of the material that you reproduce.
2. You must ensure that any material you reproduce is marked "Copyright – SafetyLink Pty Ltd 2006".
3. Where you reproduce parts only of the material that must not cause the part reproduced to be misleading in any way or omit any important safety information.
4. You indemnify SafetyLink Pty Ltd against any claim arising out of your reproduction of the material on this disc/email or any part of it.
5. SafetyLink Pty Ltd can terminate this authority to reproduce this material on 7 day's notice in writing to you at your last known business address, for any reason. You must return this disc/email to SafetyLink Pty Ltd immediately after such a termination takes effect.

If you do not accept these conditions please return the disc/email to SafetyLink Pty Ltd. Your retention of the disc/email will otherwise be evidence of your acceptance of these conditions.

Patents

SafetyLink Pty Ltd has a multitude of patents, patents pending, design applications, trademarks and copyrighted documents both lodged and issued.

Should you wish to know the progress of our intellectual property on a specific product please email us on ip@heightsafety.com.au and quote the product code.



Anchor
Catalogue



Anchor
Installation
Manual



Ladder
Catalogue



Ladder
Installation
Manual



FrogLink
Installation
Video



TileLink
Installation
Video

Product Sheet: LADER001.01 Version 07.16

SafetyLink Pty Ltd | ABN 83 081 777 371 | PO Box 88 | Hawks Nest NSW 2324 | Australia
Phone: 1300 789545 or +61 249 641068 | Fax: 1300 738071 or +61 249 641069
safetylink@heightsafety.com.au | www.heightsafety.com